

# Terrific Teeth

Grades: K-2

Duration: 30 Minutes

---

## Program Description

Compare teeth of herbivores, carnivores and omnivores. How many teeth do humans have, and what type? Your students will discover the answers and more as they make a model of their teeth.

Louisiana GLE:

Kindergarten

### **Science:**

1. Ask questions about objects and events in the environment
2. Pose questions that can be answered by using students' own observations and scientific knowledge
4. Use the five senses to describe observations
24. Compare the human body with plants and animals
25. Identify easily observable variations within types of plants and animals

### **English Language Arts**

*Speaking and Listening*

*Standard 4*

33. Initiate and sustain normal conversation on a specific topic with the teacher
40. Participate in designated roles within classroom activities

1<sup>st</sup> Grade

### **Science:**

1. Ask questions about objects and events in the environment
2. Pose questions that can be answered by using students' own observations and scientific knowledge
5. Use the five senses to describe observations
29. Describe basic functions of parts of the body
32. Describe features of some animals that benefit them in their environments

### **English Language Arts**

*Writing*

*Standard 2*

27. Use specific action and descriptive words

*Speaking and Listening*

*Standard 4*

45. Speak clearly at a speed and volume appropriate for the purpose and setting
53. Use active listening strategies
54. Listen and respond to information presented in a variety of ways,

2<sup>nd</sup> Grade:

**Science**

1. Ask questions about objects and events in the environment
2. Pose questions that can be answered by using students' own observations and scientific knowledge
6. Use the five senses to describe observations
30. Identify physical characteristics of organism

**English Language Arts**

*Reading and Responding*

*Standard 7*

20. Apply basic reasoning skills

*Writing*

*Standard 2*

21. Use a greater variety of action and descriptive words

*Speaking and Listening*

*Standard 4*

38. Adjust speaking tone and volume to suit purpose and audience
42. Deliver informal presentations that demonstrate an understanding of a topic
44. Use active listening strategies, including asking for clarification and explanations

Key Terms:

**Omnivore:** An animal that will feed on any kind or many different kinds of food, including both plants and animals

**Herbivore:** An animal that feeds only or mainly on grass and other plants.

**Carnivore:** An animal that eats other animals.

**Molars:** A large back tooth in humans and other mammals, used for chewing and grinding. Human beings have twelve molars.

**Incisor:** In many herbivorous or omnivorous mammals, such as the human and the horse, they are adapted for shearing sharply

**Cuspid:** Canine- eyetooth- dogtooth- one of the four pointed conical teeth (two in each jaw) located between the incisors and the premolars

**Bicuspid:** A tooth with two points, especially one of the eight teeth (premolars) that come between the canines and the molars in adult humans

Web Resources:

Colgate Kids World

Play online games, puzzles, and other activities that teach about keeping teeth healthy.  
[www.colgate.com/app/Kids-World/US/HomePage.cvsp](http://www.colgate.com/app/Kids-World/US/HomePage.cvsp)

Pre-Visit Activities

Explore teeth

Keep Smiling

What we know about teeth – graphic organizer

Post- Visit Activities

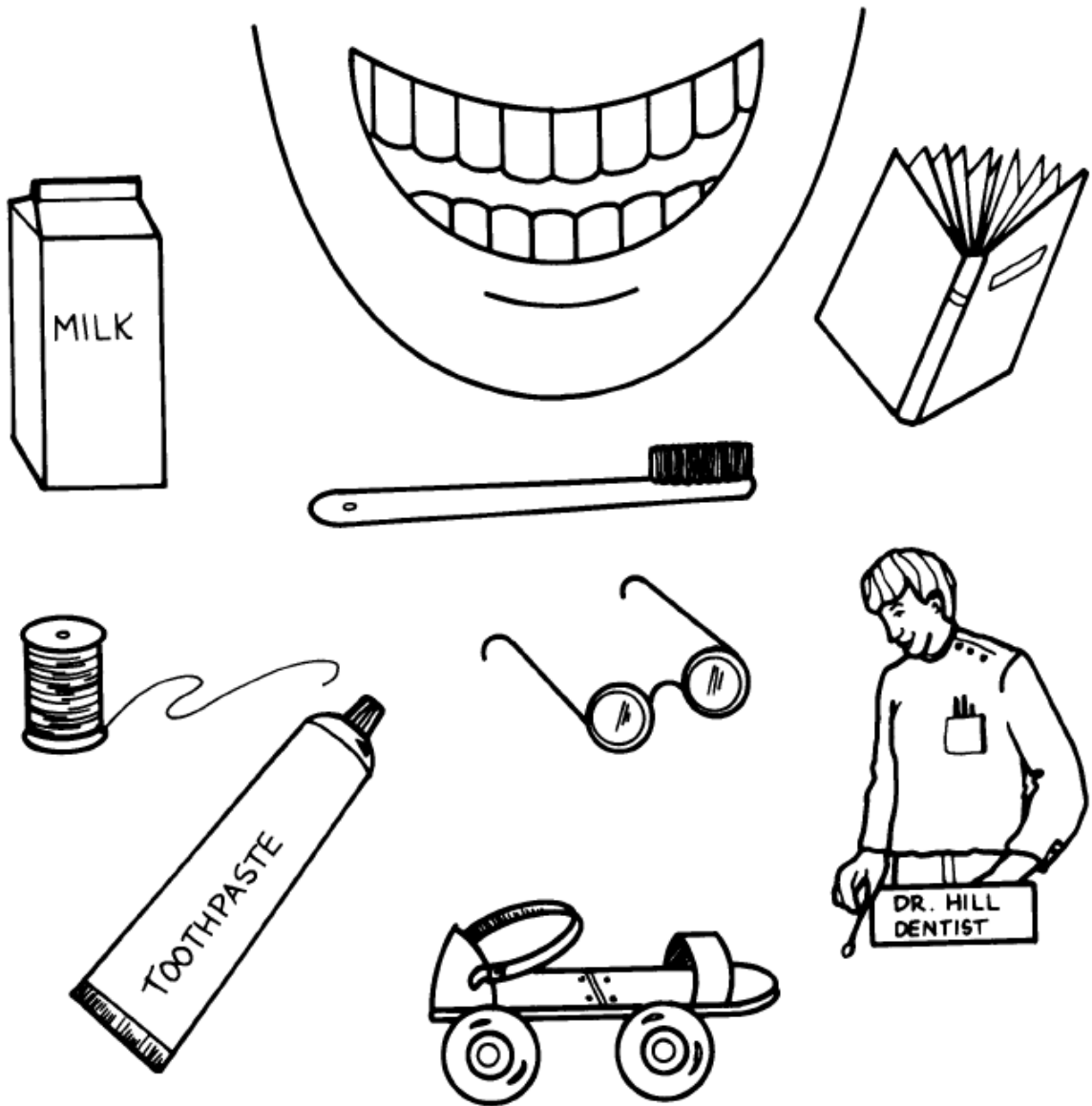
Cut, Tear, Crush Grind

What we know about teeth – graphic organizer

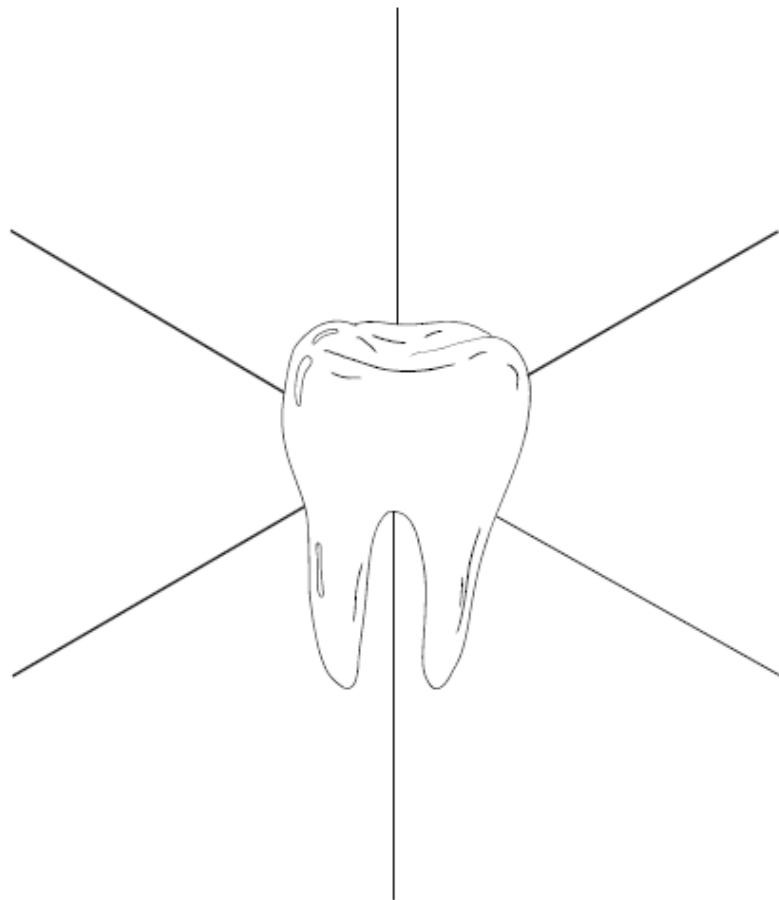
Smile

# Keep Smiling

Draw a star on those things that help teeth stay healthy.



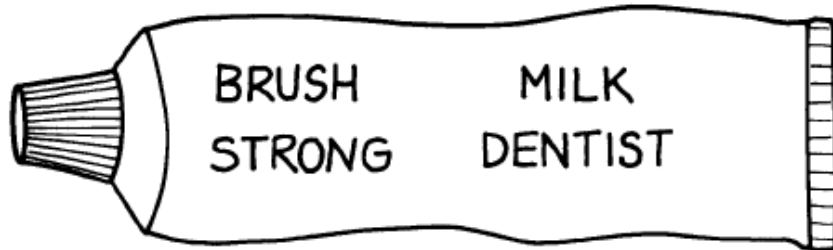
# What We Know About Our Teeth



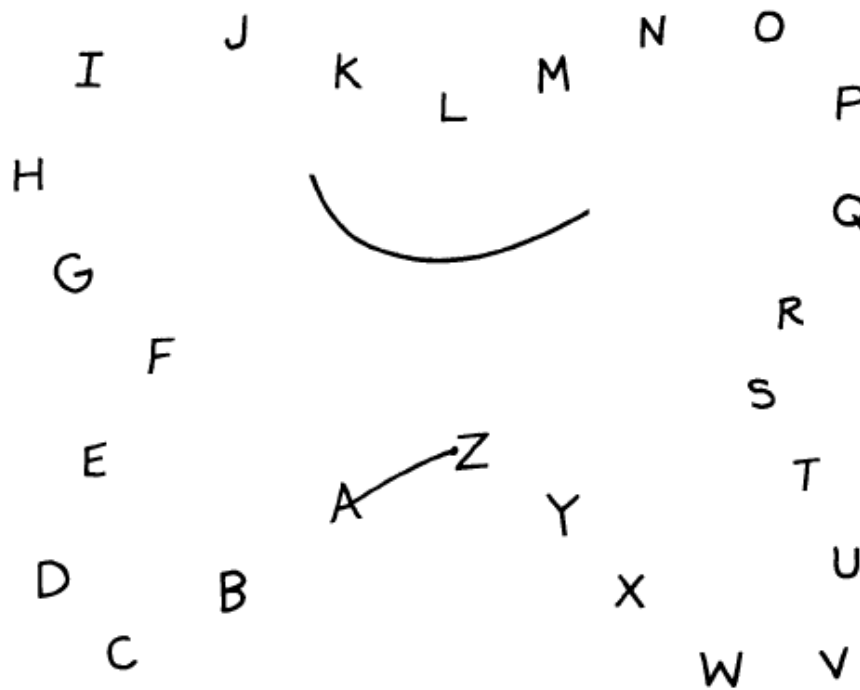
© Scott Foresman 1

# Smile!

Complete the sentences below, using the words found in the tube of toothpaste. Then complete the picture by connecting the letters of the alphabet. What is it?



1. Drinking \_\_\_\_\_ helps make teeth \_\_\_\_\_ .
2. You should try to \_\_\_\_\_ your teeth three times a day.
3. You should visit your \_\_\_\_\_ to help keep your teeth healthy.



# Cut, Tear, Crush, Grind

Say the words: cut, tear, crush, grind.  
Do these words describe a machine at work?

No, they describe our *teeth* at work. That's right, our teeth have work to do. Examine your teeth using a mirror. Which ones look sharp? Flat? Pointed? Our teeth not only have work to do, they have names, too.



Look up "Teeth" in the encyclopedia, as well as other resource books, and learn more about the four types of teeth listed below.

1. Name: INCISOR

a. Location in mouth:

\_\_\_\_\_

b. How many do you have? \_\_\_\_\_

c. The incisor is used for

\_\_\_\_\_

\_\_\_\_\_ food.

d. Draw the shape of the incisor:

2. Name CUSPID

a. Location in mouth:

\_\_\_\_\_

b. How many do you have? \_\_\_\_\_

c. The cuspid is used for

\_\_\_\_\_

\_\_\_\_\_ food.

d. Draw the shape of the cuspid:

3. Name: BICUSPID

a. Location in mouth:

\_\_\_\_\_

b. How many do you have? \_\_\_\_\_

c. The bicuspid is used for

\_\_\_\_\_

\_\_\_\_\_ food.

d. Draw the shape of the bicuspid:

4. Name: MOLAR

a. Location in mouth:

\_\_\_\_\_

b. How many do you have? \_\_\_\_\_

c. The molar is used for

\_\_\_\_\_

\_\_\_\_\_ food.

d. Draw the shape of the molar:



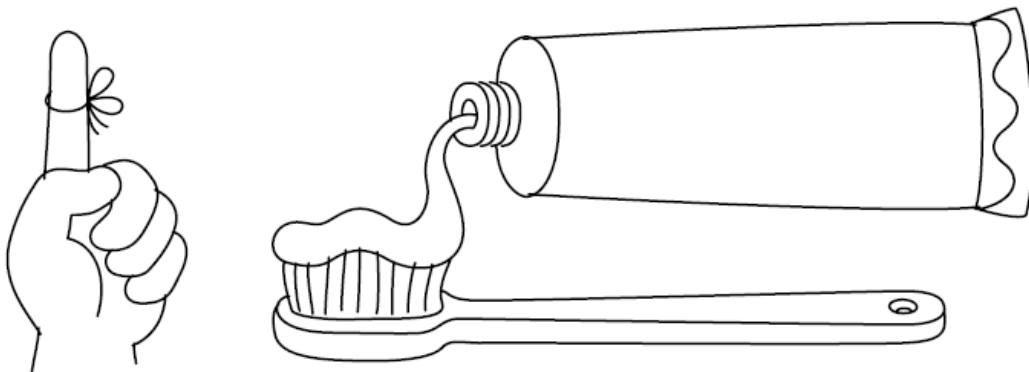
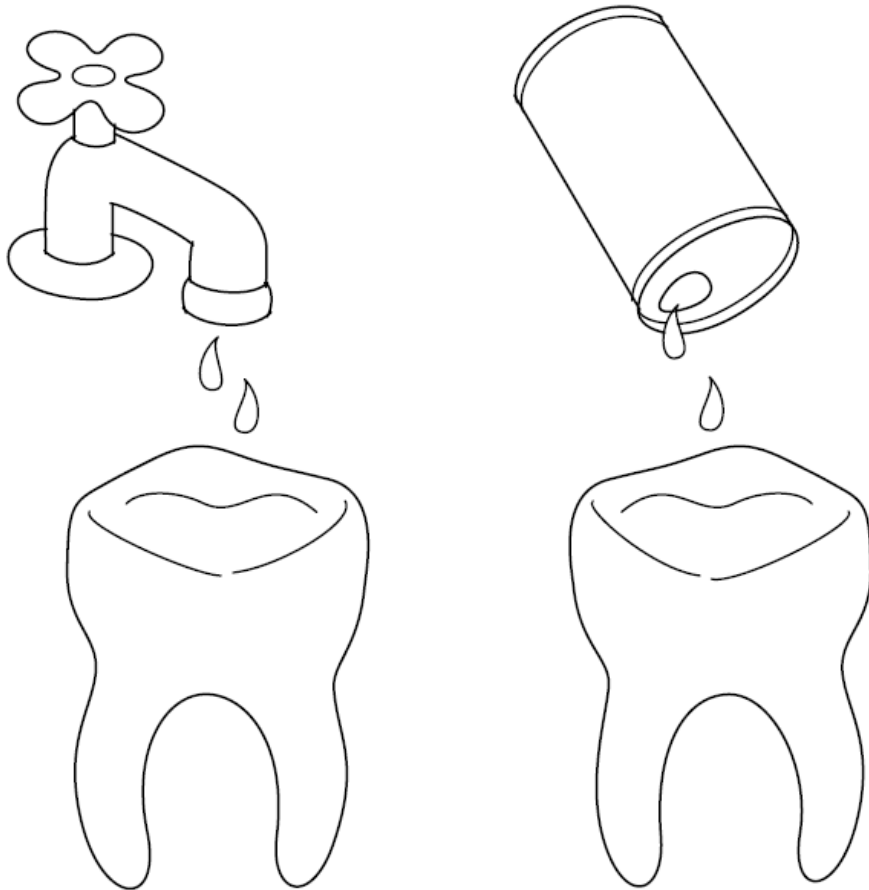
Name \_\_\_\_\_



**Explore  
Activity**

## Explore teeth.

Color.



**Notes for Home** Your child colored to show the effect cola can have on teeth.

**Home Activity:** Help your child make and post a chart near the bathroom sink for recording each time he or she brushes teeth.